

BR (SR) 4EPB & 2EPB Etched Brass Overlays.

These units (alpha code 4 Car Elector Pneumatic Brake) were introduced in two batches between 1951 and 1955 and then between 1957 and 1959. The first batch were of Southern Railways derivation with rounder 'Bullied' body profiles. The second, for which these sides are provided, were a standard BR design. Both batches were built at Eastleigh. They were rebuilt between 1979 and 1981 at Eastleigh and Horwich. Withdrawals started in the late 1980's and the last units were decommissioned in 1995.

The 4 EPB units consisted of a two Motor Brake Second Semi Saloons (MBSO) and two Trailer Seconds (TS). The 2 EPB units consisted of an MBSO and a Driving Trailer Second (DTS). See plan overleaf.

Livery. Originally BR Multiple Unit Green, then BR Rail Blue. Subsequently BR Rail Blue/Grey, and Network South East livery. Data on livery and numbering should be sought and checked with the aid of the relevant Ian Allen ABC guide.

The Etched Sides:

These etched overlays have been produced to allow the scratch-builder to use a proprietary model as the basis for a variety of prototypes. Both Lima and Hornby provide suitable donor vehicles and Bachmann provide an excellent Mk1 BR coach which, in actuality, provided the basis for several BR(S) EMU designs. To complete a 4EPB/2EPB the following items are suggested (quantities quoted for 2EPB/4EPB units):

- ◆ 2/4 BR Mk1 coaches from your chosen manufacturer.
- ◆ 1 Lima class 73 (for the Mk6 Motor Bogie)
- ◆ 1 MJT ref 1101 (pair of EPB/HAP/MLV driving cab ends)
- ◆ 1/2 packs MJT1102, BR (SR) inner ends with alarm gear
- ◆ 1 pack (4EPB only) MJT 1103. BR (SR) inner ends without alarm gear,
- ◆ 1/2 packs MJT 2942 BR ridged dome vents.
- ◆ 2/4 packs MJT 2930 BR door handles
- ◆ 2/4 MJT 2970 BR aluminium roof extrusions (if it is desired to replace the donor vehicle roof).

Kaydee buckeye couplings (No. 16) can be used instead of the cosmetic units supplied with MJT 1102 to provide working couplings at either end of the unit. If using an aluminium roof, a length of Slaters Plasticard® rainstrip will improve the look of the vehicle. Having cut off the coach end from the donor vehicle, use it as a template for interior partitions. Intermediate vehicles are coupled using a simple hook. The units were buffed by a centrally mounted buffer and matching buffing plate, provided with MJT 1103/4.

Vehicle interior and roof vent plan is set out overleaf,

MJT
scale components

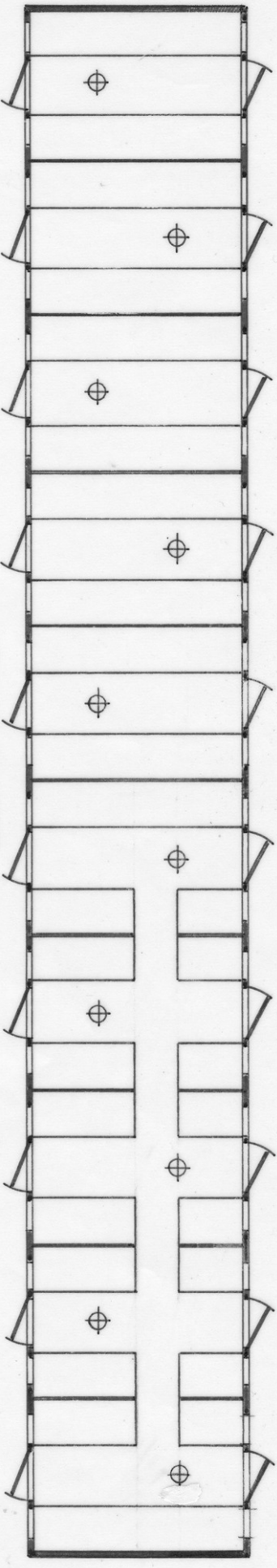
Ref. 1002 BR (SR) 2EPB (Class 416)
Etched Brass Overlays for 2 vehicles

Manufactured by

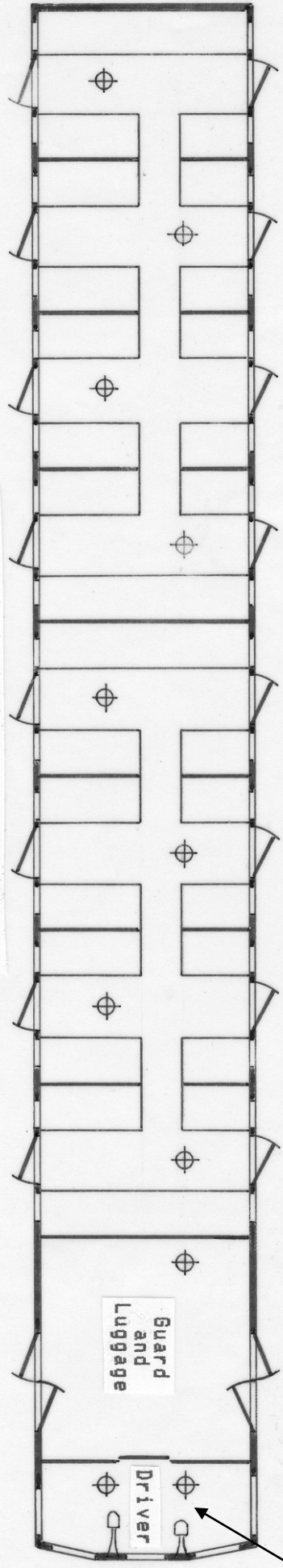
Dart Castings, 17, Hurst Close, Staplehurst, Kent, TN12 0BX

© Dart Castings 2004

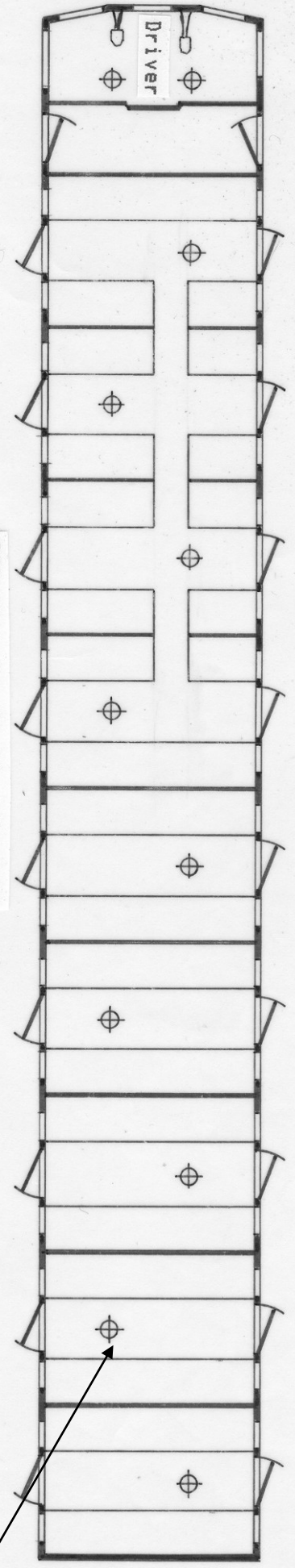
TS (Trailer Second)



MBSD (Motor Brake Second Semi-Saloon)



DTS (Driving Trailer Second)



POSITION OF ROOF VENTS